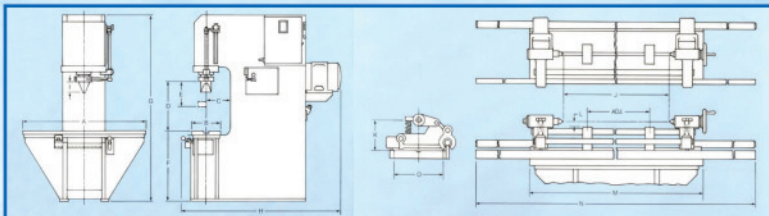


G-A. Drawing for Horizontal Press



500 T. Capacity Press



**SANTEC**  
GROUP

For Further information contact :-  
 SALES OFFICE :- GD-96, VISHAKHA ENCLAVE,  
 PITAM PURA, DELHI-110088 (INDIA)  
 PHONES :- 0091-11-27311039, 27312642  
 0091-11-32608147  
 FAX :- 0091-11-27316436  
 TELEFAX :- 0091-11-42455008  
 E-mail :- uksangal@santecindia.com  
 sales@santecindia.com  
 Website :- www.santecindia.com



**SANTEC**  
GROUP



SANTEC now offers a special solution in the whole field of straightening technology for Round, Flat & profile materials.



'SANTEC' Hydraulic Straightening Press are compact, most technically advanced with all latest features as per International Standards. Its classic design & easy stroke control operation makes it popular in the market.

### APPLICATIONS

These are widely used in Straightening operations such as straightening of four wheel drive, Axles, Machine ways, Screws, Rifle Barrels, Precision Shafts, Gears & Bars to be ground after heat treatments, transmission shafts & drive train components such as pinions, cam shafts & crank shafts, Steering racks, pump & motor shaft etc.

### SALIENT FEATURES

- ▶ Straightening requires a special Press, Close Control of Pressing speed, Pressure & special fixtures & Supports including V-Blocks, Height anvils, Plain Straightening Blocks.
- ▶ Rugged, Computer- designed frame for low stress levels.
- ▶ Self contained Hydraulics
- ▶ User-Friendly operation but require skilled operator
- ▶ Bed extension tables (available in any length) for long work pieces.



Ram movements & pressure are controlled by this simple time-tested, sensitive lever control. The ram can be advanced to the work & make contact with a feather touch.



Further downward pressure on the lever increases the pressure on the work proportionally release of the lever release pressure. Users can straighten work to close tolerances. The operator prefer this control because it provides a feel of work done on the job. Over travel mistakes are avoided & damage to work is prevented. A push button engages the left hand during straightening.



### STRAIGHTENING PROCESS DESCRIPTION

The skilled operator manually loads the part/job into the Straightening Press & clamps the part in centers (or on rollers). The part is then rotated manually to measure the straightening using dial indicators & the high point is rotated up. The operator will then depress the hand lever, which brings the ram down to the part causing the part to flex. The depth of the stroke is adjusted using the fine stroke adjustment on the hand lever. After each stroke, the dial indicator will show how much the Straightness of the part has changed so that the operator can increase the depth of stroke until the straightness is within customer's tolerance range. This process is repeated at operator determined points along the workpiece as necessary to achieve the specified straightness or TIR (Total Indicated Runout)

### BULL DOZER

It is a heavy-duty machine that incorporates the basic design of a large gap press laid on its back. The power pack is provided behind the cylinder. The throat area & stroke lengths can be sizable, but the main advantage is the ability to handle work that is brought into the press from overhead.



### APPLICATIONS

Straightening, bending & punching of plate & structural shapes (I beams, Rails & Bars) Additionally, hoops, rings & large irregular shapes can also be formed due to the relatively unrestricted die area.

### TECHNICAL SPECIFICATIONS

MODELS		CSP-10	CSP-25	CSP-50	CSP-100	CSP-150	CSP-200
Nominal Force (Tons)		10	25	50	100	150	200
Daylight (mm)		600	600	600	600	600	600
Stroke Length (mm)		400	400	450	450	450	450
Throat depth (mm)		300	300	300	350	400	400
Working Height		900	900	900	900	1000	1000
Cylinder Bore Dia (mm)		100	125	200	250	300	350
Ram diameter (mm)		63	90	125	150	200	250
Electric motor (H.P.)		7.5	7.5	10	15	20	25
Weight (approx)		3500	4000	5000	7500	9500	12000
Table size (mm) (L to R X F X B)		1000x250	1200x300	1500x300	2000x400	2000x450	2000x450
Speeds	Approach (mm/sec)	80	80	75	75	70	70
	Pressing (mm/sec)	15-20	15-20	15	10	10	10
	Return (mm/sec)	100	100	90	90	80	80